



INDIAN SCHOOL DARSAIT  
ENVIRONMENTAL STUDIES  
REPRODUCTION IN ANIMALS &  
MAPPING OUR NEIGHBOURHOOD  
REVISION WORKSHEET - 4



Class: IV Section: .....

Date: .....

Name: .....

Roll No: .....

I. Define the following terms:

1. Reproduction:

---

---

2. Mammals

---

---

3. Moulting

---

---

4. Language of map

---

---

5. Map

---

---

II. Give one word for the following:

1. A sign representing landmark: .....

2. Explanation of symbols: .....

3. Place or thing that you recognize: .....
4. Rough map of a place: .....
5. Shell formed by caterpillar: .....

III. Match the following:

- |            |              |
|------------|--------------|
| 1. Deer    | a. Cocoon    |
| 2. Fry     | b. Fawn      |
| 3. Nymph   | c. Fish      |
| 4. Pupa    | d. Cockroach |
| 5. Tadpole | e. Albumen   |
|            | f. Frog      |

1. \_\_\_\_\_ 2. \_\_\_\_\_ 3. \_\_\_\_\_ 4. \_\_\_\_\_ 5. \_\_\_\_\_

IV. Correct the sentences:

1. A sketch gives detailed information regarding a city or a country.

---

2. Whales and dolphins lay thousands of eggs called spawn.

---

3. Tadpoles look like fish and breathe through lungs.


---

4. Reptiles and birds give birth to young ones and produce milk to feed them.

---

V. Identify the pictures and answer the questions:

- 1.

|                                                                                     |                                                    |
|-------------------------------------------------------------------------------------|----------------------------------------------------|
|  | <p>I am a .....</p> <p>I breathe through .....</p> |
|-------------------------------------------------------------------------------------|----------------------------------------------------|


How do I become an adult frog?

---




---


2.

|                                                                                   |                                                                                                                                           |
|-----------------------------------------------------------------------------------|-------------------------------------------------------------------------------------------------------------------------------------------|
|  | <p>This process is called .....</p> <p>I come out of the egg after ..... days.</p> <p>..... provides food to the baby growing inside.</p> |
|-----------------------------------------------------------------------------------|-------------------------------------------------------------------------------------------------------------------------------------------|

3.

|                                                                                   |                                                                                                                      |
|-----------------------------------------------------------------------------------|----------------------------------------------------------------------------------------------------------------------|
|  | <p>This is the egg of .....</p> <p>This young one is called .....</p> <p>Shedding of my old skin is called .....</p> |
|-----------------------------------------------------------------------------------|----------------------------------------------------------------------------------------------------------------------|

4.

|                                                                                    |                                                                                                                                                   |
|------------------------------------------------------------------------------------|---------------------------------------------------------------------------------------------------------------------------------------------------|
|  | <p>I am an example of .....</p> <p>This young one is called .....</p> <p>I carry the young one inside my body and produce ..... to feed them.</p> |
|------------------------------------------------------------------------------------|---------------------------------------------------------------------------------------------------------------------------------------------------|

VI. Fill in the directions on to the points of the compass rose:



VII. Look at the sketch of a town given below and answer the questions:



**Scale of map**

1 cm = 100 metres

1. The church is located towards the ..... of the park.
2. The school is located towards ..... the play area.
3. The ..... is located towards east of the chemist.
4. The industrial estate is located towards ..... of the housing.
5. Using the scale, find the distance between the following:
  - a. School and the zoo: .....
  - b. College and the garage: .....