



INDIAN SCHOOL DARSAIT
MATHEMATICS
HANDLING DATA
PRACTICE WORKSHEET



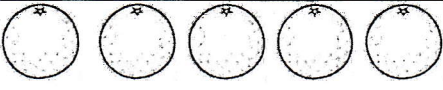

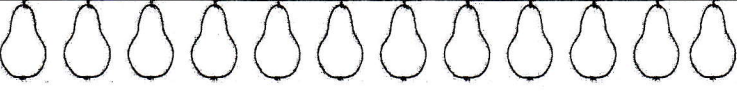


STD : II SEC :

Date :

Name:

Roll No:

1) This chart shows us the favourite fruits of the children. By using this data answer the questions below:

Oranges	
Apples	
Pears	
Strawberries	
Pomegranates	

- 1) How many pomegranates are there? _____
- 2) Which fruit is liked the most? _____
- 3) How many apples are more than oranges? _____
- 4) Which fruit is liked the least? _____
- 5) Which is more in number? Oranges or strawberries _____
- 6) Find the number of pears and pomegranates. _____
- 7) What is the total number of fruits? _____

II) Study the picture of the geometrical man and complete the table:

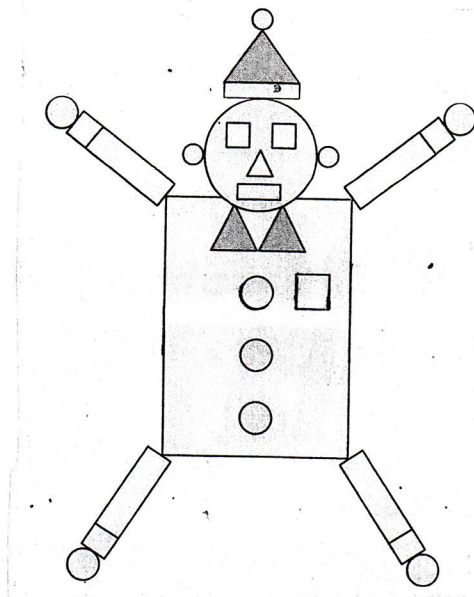







Figure	Number of times used
	
	
	
	

Now fill in the blanks:

- Which shape is used most number of times? _____
- There are _____ more circles than triangles.
- There are _____ four sided figures.
- The shape that is formed with a curve line is a _____.
- There are _____ .